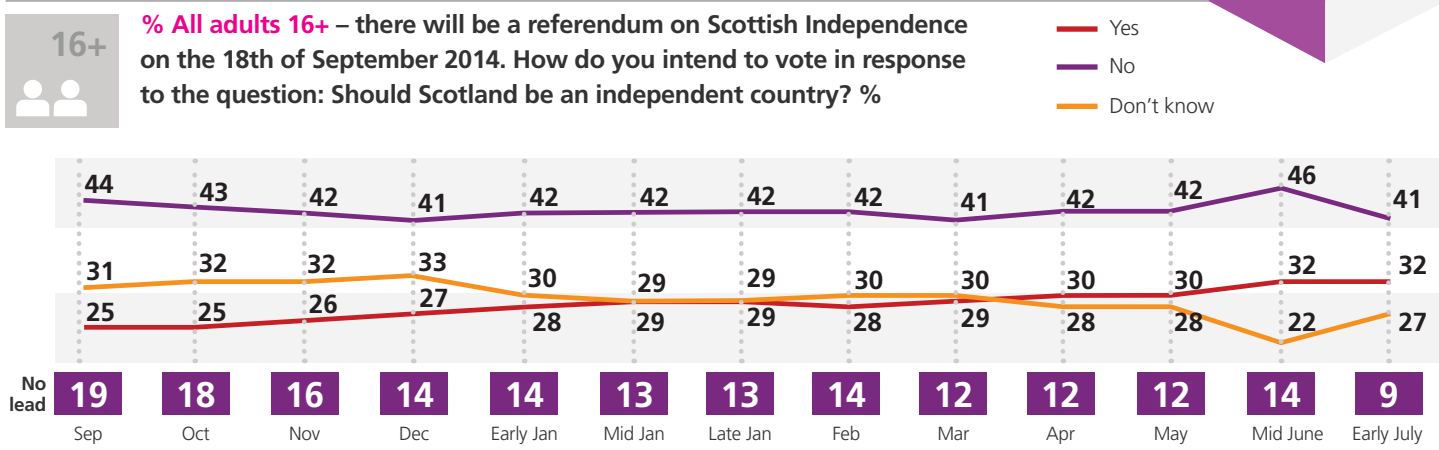
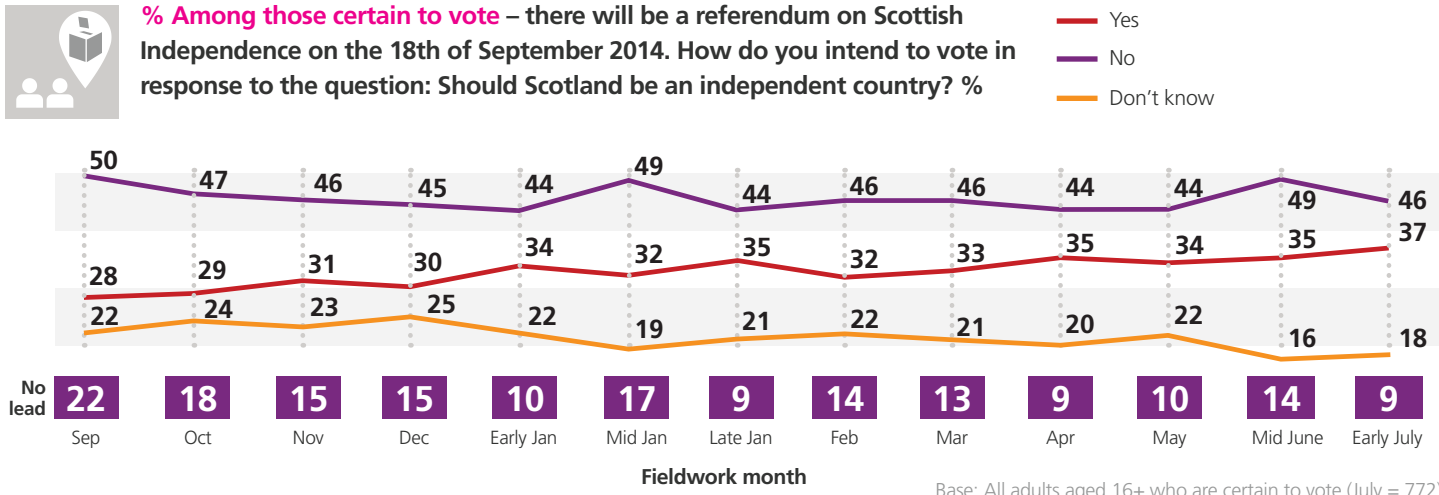


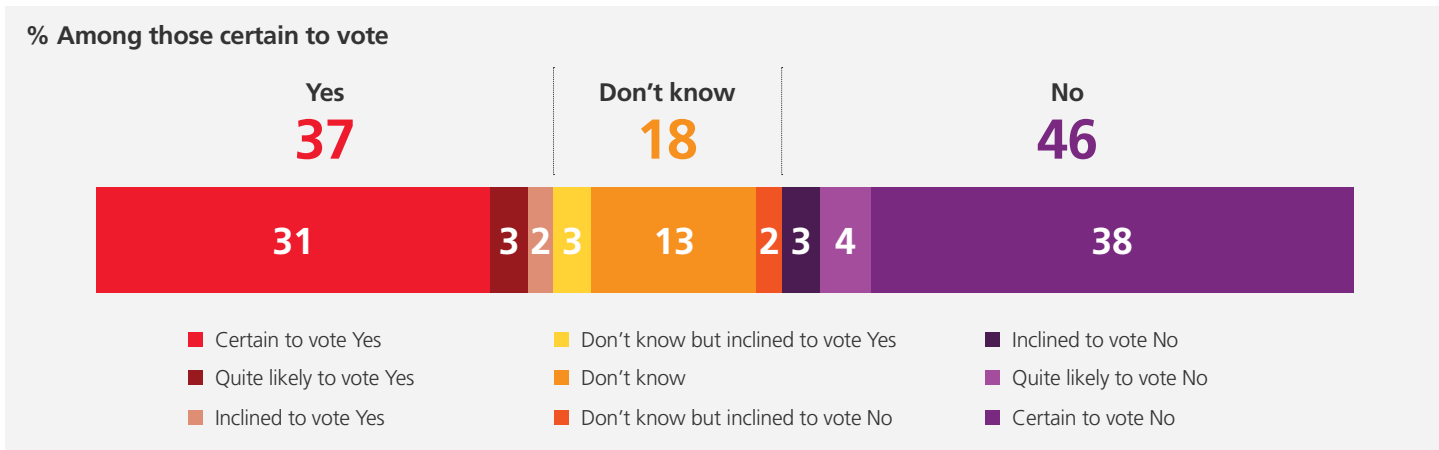
Scottish Opinion Monitor



Base: All adults aged 16+ in Scotland (July = 995)



Base: All adults aged 16+ who are certain to vote (July = 772)



The overwhelming majority of the support for both camps appears to be solidly committed. Once those who are committed or inclined to vote one way or another are removed, relatively few - 13% of those certain to vote – claim to be completely undecided.

Base: All adults aged 16+ who are certain to vote (772)

Using the TNS Scottish Opinion Survey omnibus, a representative sample of 995 adults aged 16+ was interviewed in 67 constituencies throughout Scotland over the period 25th June – 9th July 2014. All interviews were conducted face-to-face, in-home using CAPI (Computer Assisted Personal Interviewing), using quota sampling. The data is weighted to match population estimates for working status within gender, age, social grade and Scottish Parliament region, and to match turnout and share of constituency vote from the 2011 Holyrood election.



Alastair Graham
 TNS Scotland
 23 Alva Street
 Edinburgh EH2 4PS
 t +44 (0)131 243 3900
 Alastair.Graham@tnsglobal.com
 www.tnsglobal.com/uk
 @tns_uk